

# HARMONi-3 Phase 3 Clinical Trial

First-Line Metastatic Squamous and Non-Squamous NSCLC / NCT05899608<sup>1</sup>

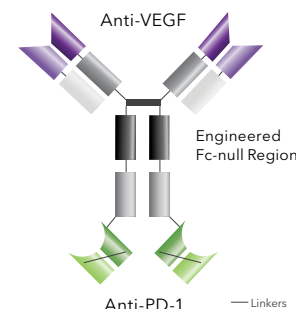
**Ivonescimab:** Most Advanced PD-1/VEGF Bispecific Antibody in Lung Cancer Clinical Development in North America and Europe.\*

Brings two validated mechanisms in oncology<sup>2-4</sup> into ONE novel tetravalent molecule.

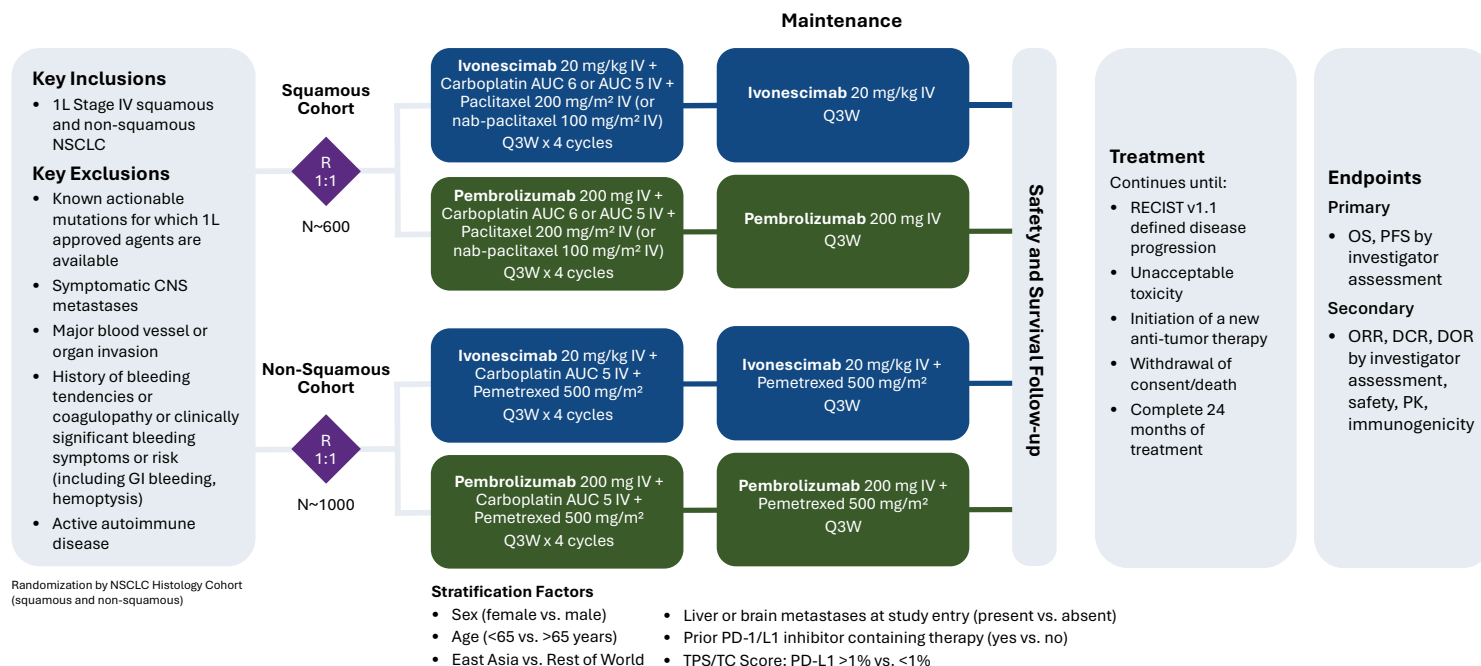
## Ivonescimab Blocks Both PD-1 & VEGF Cooperatively

Globally 2,800+ patients have been treated with ivonescimab across Summit and Akeso clinical trials.<sup>5</sup> Summit is actively recruiting approximately 1,600 patients worldwide for the HARMONi-3 study.

# HARMONi-3



## HARMONi-3 TRIAL DESIGN



## KEY ELIGIBILITY CRITERIA

- Metastatic (Stage IV) NSCLC
- Histologically or cytologically confirmed squamous or non-squamous NSCLC
- Must have TPS or TC with PD-L1 expression prior to randomization
- No prior systemic treatment for metastatic NSCLC
- No histologic or cytopathologic evidence of the presence of small cell lung carcinoma
- No known actionable genomic alterations in EGFR, ALK, ROS1, BRAF V600E or genes for which first-line approved therapies are available
- No radiographic evidence of major blood vessel encasement with narrowing of the vessel or intratumor lung cavitation or necrosis that the investigator determines will pose a significantly increased risk of bleeding
- No symptomatic CNS metastases, CNS metastases with hemorrhagic features, or CNS metastases ≥1.5cm
- No history of bleeding tendencies or coagulopathy and/or clinically significant bleeding symptoms or risk within 4 weeks (including GI bleeding, hemoptysis)

Ivonescimab is an investigational therapy not presently approved by any regulatory authority other than China's National Medical Products Administration (NMPA).

\*There are no known PD-1-based bispecific antibodies approved by the U.S. Food and Drug Administration ("FDA") or the European Medicines Agency ("EMA").

Abbreviations: 1L=first-line; ALK=anaplastic lymphoma kinase; CNS=central nervous system; DCR=disease control rate; DOR=duration of response; EGFR=epidermal growth factor receptor; GI=gastrointestinal; NSCLC=non-small cell lung cancer; ORR=overall response rate; OS=overall survival; PD-1=programmed cell death protein 1; PD-L1=programmed death-ligand 1; PFS=progression-free survival; PK=pharmacokinetics; Q3W=every 3 weeks; R=randomization; RECIST=Response Evaluation Criteria in Solid Tumors; TC=tumor cell; TME=tumor microenvironment; TPS=tumor proportion score; VEGF=vascular endothelial growth factor.

By use of this QR code you agree to Summit's privacy notice located at [summtx.com](https://summtx.com)



# Cooperative Binding Offers Potential to Drive Synergistic Activity<sup>6-8</sup>

Brings two validated mechanisms in oncology<sup>2-4</sup> into ONE novel tetravalent molecule

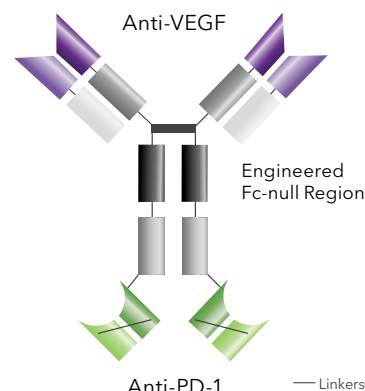
## Dual Blocking of PD-1 & VEGF<sup>8</sup>

### Increased Avidity in TME

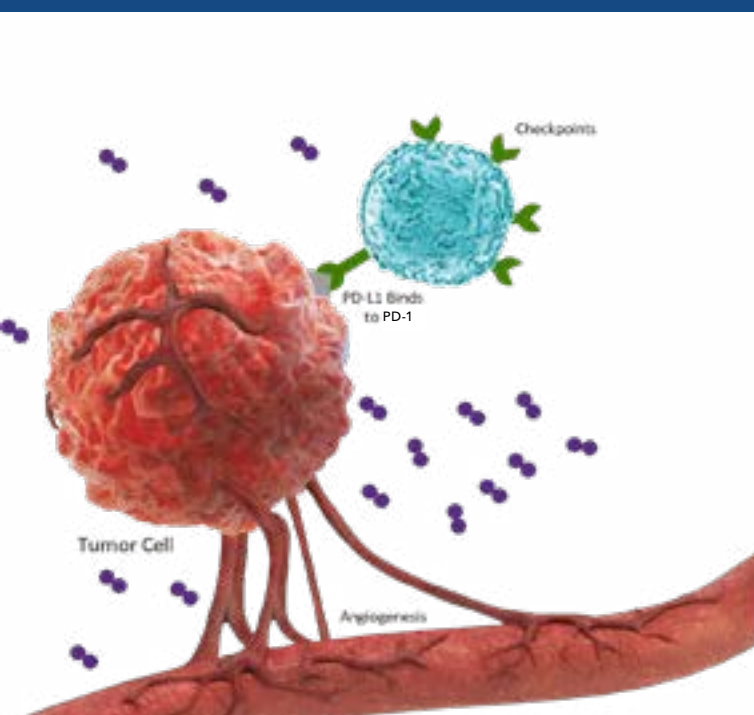
VEGF-A efficiently enhances the binding affinity to PD-1 by several fold<sup>8</sup> (*in vitro*)

### Enhanced Activity of T Cells

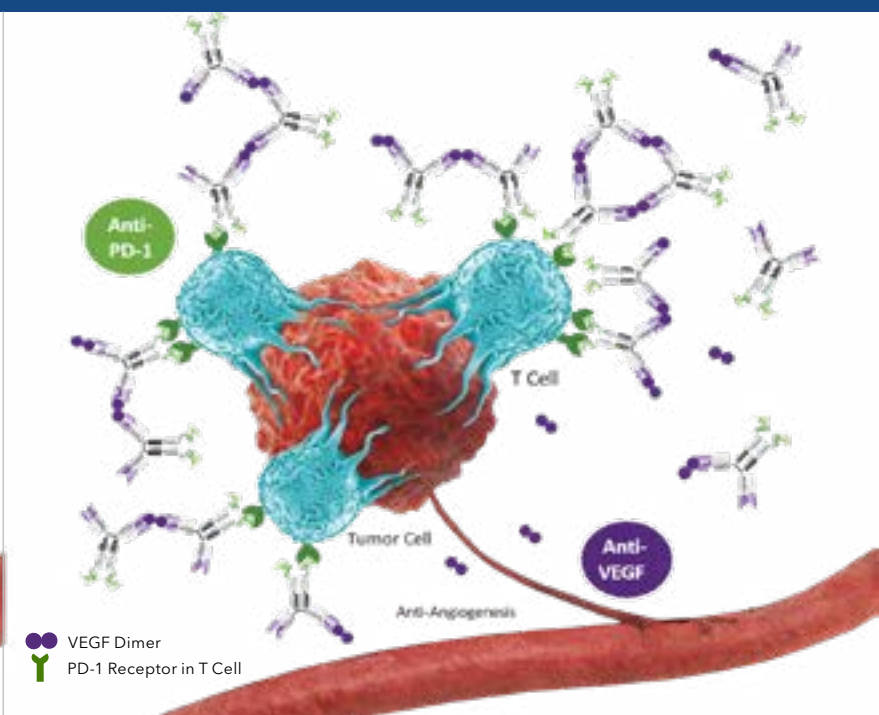
VEGF dimer leads to potential interconnection of ivonescimab molecules, which may increase activity of T cells<sup>8</sup> (*in vitro*)



## Tumor Microenvironment



## Tumor Microenvironment with Ivonescimab Cooperative Binding



Images for illustrative purposes only

Ivonescimab is an investigational therapy not presently approved by any regulatory authority other than China's National Medical Products Administration (NMPA).

For more information contact [medinfo@smmmtx.com](mailto:medinfo@smmmtx.com)

**HARMONI<sub>3</sub>**



### Intended for Clinical Site Staff Use Only

1. Clinical Study of Ivonescimab for First-line Treatment of Metastatic NSCLC Patients. ClinicalTrials.gov identifier: NCT05899608. <https://clinicaltrials.gov/study/NCT05899608>. Updated March 21, 2025 (Accessed May 20, 2025); 2. Manegold C, et al. J Thorac Oncol 2017;12(2):194-207.; 3. Pardoll, D. Nat Rev Cancer 2012;12(4):252-64.; 4. Tamura R, et al. Med Oncol 2020;37(1):2.; 5. Summit Press Release (August 11, 2025); 6. Zhao Y. et al., eClinicalMedicine. 2023; 3(62): 102106.; 7. Wang L, et al. J Thorac Oncol. 2024 Mar;19(3):465-475; 8. Zhong T, et al. iScience. 2024;28(3):111722.;